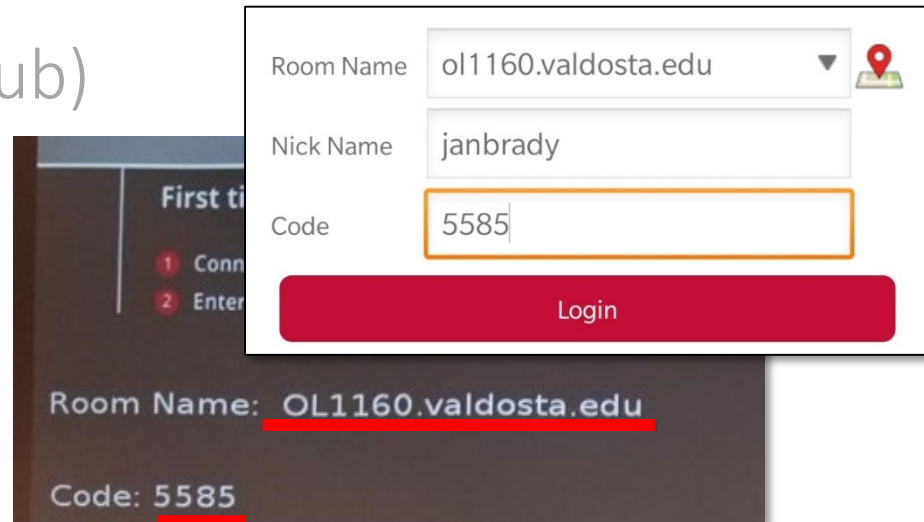
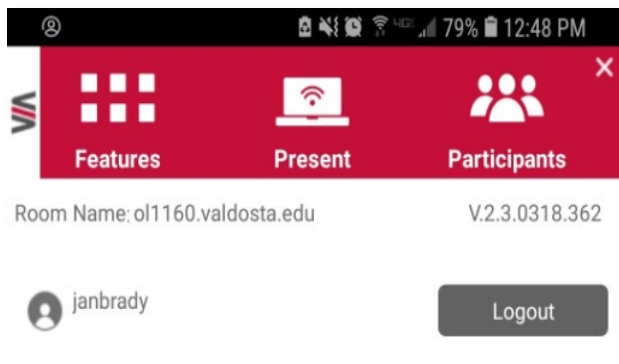


# Kramer (Collaboration Hub)


**STEP 1:** Enter the Room Name into your web browser or the Kramer VIA mobile app (example: ol1160.valdosta.edu).

It will prompt you to run the software or install it.

**STEP 2:** To share, tap the **Present** button.



**STEP 3:** Tap the **Features** button and select what you wish to share.



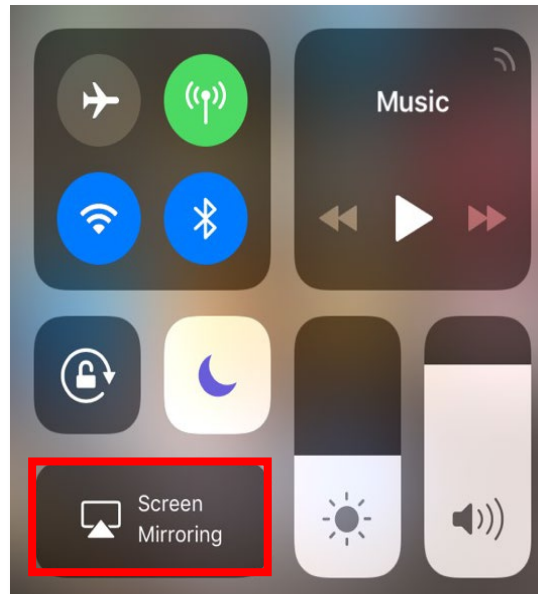
PC, Mac, Android, and iOS devices are supported.

*Audio for Android is not yet supported, but coming soon.*

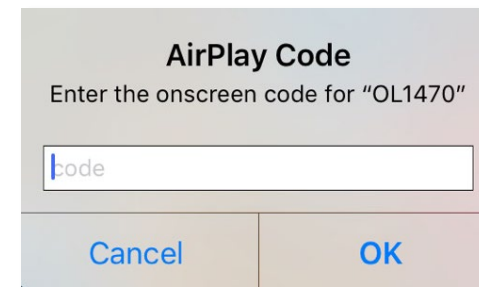
# Apple AirPlay (iPhone and iPad)

**STEP 1:** Access the Control Center from your apple device and select Screen Mirroring.

- Old model (Home button):
  - Swipe up
- New model (no Home button):
  - Swipe down on the upper right corner



**STEP 3:** Type the Room Code and click OK to start sharing Apple device screen.



**STEP 2:** Select the appropriate Room Name.

Room information will either be displayed on screen or posted in the classroom.

