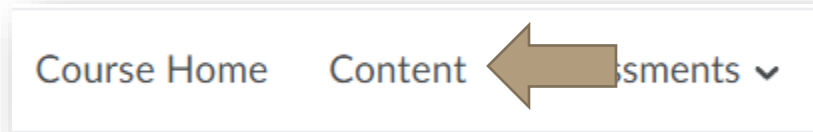


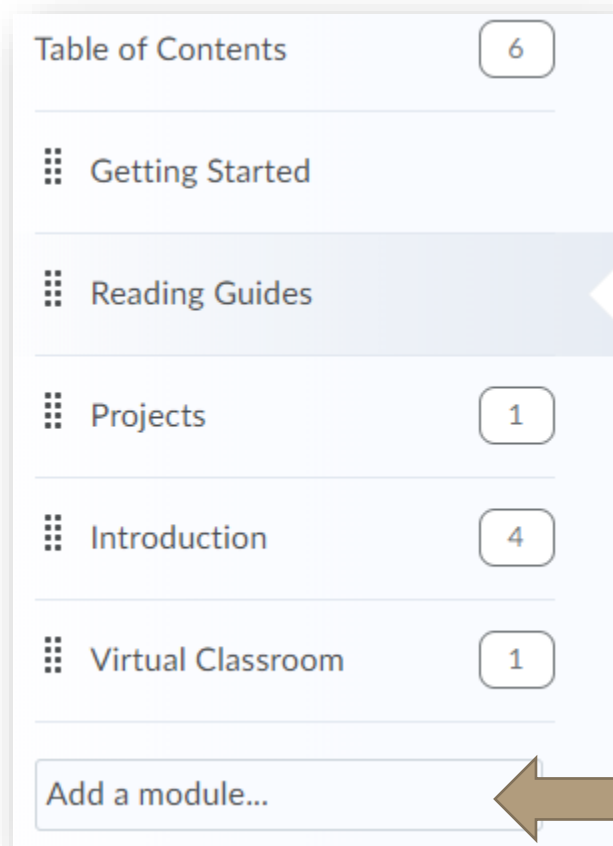
HOW DO I CREATE A MODULE?

Video Tutorial: [How do I create a module?](#)

From your course homepage, select “Content” on the navbar.



Review the left side of your screen. Here, you see “Overview,” “Bookmarks,” and “Course Schedule.” Scroll until you see the space “Add a module...”




Type the name of the module into the space and press enter. You now have a new module.

Unit 1: Learning Theories ▾

 Print


 Settings

Add dates and restrictions... 

Add a description...

Upload / Create ▾

Existing Activities ▾

 Bulk Edit

Drag and drop files here to create and update topics

